



Elibom

Balance sheet as at 31 March 24

	Note	As at 31 March 24	As at 31 March 23
Assets			
Non current assets			
Property, Plant and Equipment	1	0	0
Other non-financial non-current assets	2	0	0
Other non-current financial assets	3	10.952.314.920	10.020.247.768
		10.952.314.920	10.020.247.768
Current assets			
Cash and cash equivalents	4	789.191	37.179.999
Other financial assets	5	0	0
Trade Accounts Receivable and Other Accounts Receivable	6	15.758.537	34.402.166
Current Tax Assets	7	7.202.000	7.202.000
		23.749.728	78.784.165
Total Assets		10.976.064.648	10.099.031.933
Equity and liabilities			
Equity share capital	8	111.200.000	111.200.000
Other equity	9	1.767.052.439	3.644.203.951
		1.878.252.439	3.755.403.951
Non current liabilities			
Other non-current non-financial liabilities	10	9.097.812.209	6.343.370.438
		9.097.812.209	6.343.370.438
Current liabilities			
Commercial Accounts Payable and Other Accounts Payable	11	0	257.544
Employee Benefits	12	0	0
Current Tax Liabilities	13	0	0
Deferred tax liability	14	0	0
Other current financial liabilities	15	0	0
		0	257.544
Total equity and liabilities		10.976.064.648	10.099.031.933


Rainer Viertel Arango
 CEO


Diego Mauricio Gómez Guerra
 CAO


Nubia Arley Jiménez Díaz
 External Auditor

These figures were taken from
 accounting records. See the related
 Audit Report.

Date : April 23th, 2024

Elibom

Statement of Profit and Loss for the nine months ended 31 March 24


	Note	Quarter ended				Year ended	Year ended
		31 March 24	31 December 23	30 September 23	30 June 23	31 March 24	31 March 23
Income		0	0	0	0	0	0
Costs		0	0	0	0	0	0
Gross Profit		0	0	0	0	0	0
Income related parts		0	0	0	0	0	0
Costs related parts		0	0	0	0	0	0
Administration expenses		0	0	0	0	0	0
Selling expenses		0	0	0	0	0	0
Platform and tech costs		0	0	0	0	0	0
Other income		0	0	0	0	0	0
Other expenses		0	0	0	0	0	0
Financial income		0	0	0	0	0	0
Financial expenses		0	0	0	0	0	0
Profit before tax		0	0	0	0	0	0
Tax expense							
Current tax		0	0	0	0	0	0
Tax adjustment in respect of earlier years		0	0	0	0	0	0
Deferred tax (credit)/charge		0	0	0	0	0	0
		0	0	0	0	0	0
Profit for the year		0	0	0	0	0	0



Rainer Viertel Arango
CEO



Diego Mauricio Gómez Guerra
CAO



Nubia Arley Jiménez Díaz
External Auditor

These figures were taken from accounting records. See the related Audit Report.

Date : April 23th, 2024

CASH FLOW STATEMENT
ELIBOM COLOMBIA SAS
(Expressed in COP)


Statement of cash flows

31 March 24


Profit (lost)	0
Decrease in accounts receivable of commercial origin	18.643.629
Decrease in other accounts receivable derived from operating activities	0
(Decrease) in accounts payable of commercial origin	-257.544
Increase in other accounts payable derived from operating activities	2.754.441.771
Net cash flows from (used in) operating activities	2.772.827.856
Purchases of property, plant and equipment	0
Intangible increase	0
Net cash flows from (used in) investing activities	0
Long-term investments	-932.067.152
Heritage difference	-1.877.151.512
Net cash flows from (used in) financing activities	-2.809.218.664
Net increase (decrease) in cash and cash equivalents	-36.390.808
Cash and cash equivalents as of March 31st, 2023	37.179.999
Cash and cash equivalents at the end of the period	789.191



Rainer Viertel Arango
CEO



Diego Mauricio Gómez Guerra
CAO



Nubia Arley Jiménez Díaz
External Auditor

These figures were taken from accounting records. See the related Audit Report.

Date : April 23th, 2024

Elibom

Significant accounting policies and other explanatory information as at and for the year ended 31 March 24

1 Property, plant and equipment

Particulars	Furniture	Processing equipment	Total
Gross block			
Balance as at 1 April 24	0	0	0
Additions	0	0	0
Disposals	0	0	0
Balance as at 31 March 24	0	0	0
Accumulated depreciation and amortisation			
Balance as at 1 April 24	0	0	0
Depreciation and amortisation	0	0	0
Disposals	0	0	0
Balance as at 31 March 24	0	0	0
Net block			
Balance as at 31 March 23	0	0	0
Balance as at 31 March 24	0	0	0

Significant accounting policies and other explanatory information as at and for the year ended 31 March 24

2 Intangible assets

Particulars	Licence	Total
Gross block		
Balance as at 1 April 24	0	0
Additions	0	0
Disposals	0	0
Balance as at 31 March 24	0	0
Accumulated depreciation and amortisation		
Balance as at 1 April 24	0	0
Depreciation and amortisation	0	0
Disposals	0	0
Balance as at 31 March 24	0	0
Net block		
Balance as at 31 March 23	0	0
Balance as at 31 March 24	0	0

Elibom

Significant accounting policies and other explanatory information as at and for the year ended 31 March 24

	As at 31 March 24	As at 31 March 23
3 Other non-current financial assets		
Shares Of Other Companies	10.952.314.920	10.020.247.768
	10.952.314.920	10.020.247.768
4 Cash and cash equivalents		
Banks	118.052	4.109.596
Banks - Saving Accounts	671.139	33.070.403
	789.191	37.179.999
5 Other financial assets		
	0	0
	0	0
6 Trade Accounts Receivable and Other Accounts Receivable		
Customers	15.758.537	34.402.166
Advances And Progresses	0	0
	15.758.537	34.402.166
7 Current Tax Assets		
Advances Of Tax Or Balances In Favor	7.202.000	7.202.000
	7.202.000	7.202.000
8 Equity share capital		
Issued, subscribed and paid up	111.200.000	111.200.000
	111.200.000	111.200.000
9 Other equity		
Reserves	55.600.000	55.600.000
Exercise Profit	0	0
Accumulated earnings	3.430.129.349	3.430.129.349
Conversion adjustments	-1.718.676.910	158.474.602
	1.767.052.439	3.644.203.951
10 Other non-current non-financial liabilities		
Other	0	1.123
Received for third parties	9.097.812.209	6.343.369.315
	9.097.812.209	6.343.370.438
11 Commercial Accounts Payable and Other Accounts Payable		
Costs And Expenses To Pay	0	257.544
	0	257.544
12 Employee Benefits		
	0	0
	0	0
13 Current Tax Liabilities		
	0	0
	0	0
14 Deferred tax liability		
	0	0
	0	0
15 Other current financial liabilities		
	0	0
	0	0

