

Mobilelink Telecomunicaciones SpA
Balance sheet as at 31 March 25

	Note	CLP	CLP	COP	COP
		As at 31 March 25	As at 31 March 24	As at 31 March 25	As at 31 March 24
Assets					
Non current assets					
Property, Plant and Equipment	1	0	0	0	0
Other non-financial non-current assets	2	0	0	0	0
Other non-current financial assets	3	0	0	0	0
		0	0	0	0
Current assets					
Cash and cash equivalents	4	1.000.000	1.000.000	4.405.570	3.917.910
Other financial assets	5	0	0	0	0
Trade Accounts Receivable and Other Accounts Receivable	6	0	0	0	0
Current Tax Assets	7	0	0	0	0
		1.000.000	1.000.000	4.405.570	3.917.910
Total Assets		1.000.000	1.000.000	4.405.570	3.917.910
Equity and liabilities					
Equity share capital	8	1.000.000	1.000.000	4.405.570	3.917.910
Other equity	9	0	0	0	0
		1.000.000	1.000.000	4.405.570	3.917.910
Non current liabilities					
Other non-current non-financial liabilities	10	0	0	0	0
		0	0	0	0
Current liabilities					
Commercial Accounts Payable and Other Accounts Payable	11	0	0	0	0
Employee Benefits	12	0	0	0	0
Current Tax Liabilities	13	0	0	0	0
Deferred tax liability	14	0	0	0	0
Other current financial liabilities	15	0	0	0	0
		0	0	0	0
Total equity and liabilities		1.000.000	1.000.000	4.405.570	3.917.910


Erwin Viertel Arango
CEO


Diego Mauricio Gómez Guerra
CAO

Date: May 5th, 2025

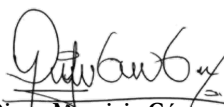
Mobilelink Telecomunicaciones SpA

Statement of Profit and Loss for the year ended 31 March 25

	Note	CLP		COP	COP
		Year ended	Year ended	Year ended	Year ended
		31 March 25	31 March 24	31 March 25	31 March 24
Income	16	0	0	0	0
Costs	17	0	0	0	0
Gross Profit		0	0	0	0
Income related parts		0	0	0	0
Costs related parts		0	0	0	0
Administration expenses	18	0	0	0	0
Selling expenses	19	0	0	0	0
Platform and tech costs	20	0	0	0	0
Other income	21	0	0	0	0
Other expenses	22	0	0	0	0
Financial income	23	0	0	0	0
Exchange Difference	24	0	0	0	0
Profit before tax		0	0	0	0
Tax expense					
Current tax		0	0	0	0
Tax adjustment in respect of earlier years		0	0	0	0
Deferred tax (credit)/charge		0	0	0	0
		0	0	0	0
Profit for the year		0	0	0	0



Erwin Viertel Arango
CEO



Diego Mauricio Gómez Guerra
CAO


Date: May 5th, 2025


MASIV CHILE SPA
CASH FLOW STATEMENT
(Expressed in CLP)

Statement of cash flows

March 31th 2025

Profit (lost)	0
Increase in accounts receivable of commercial origin	0
Increase in other accounts receivable derived from operating activities	0
Increase in accounts payable of commercial origin	0
Increase in other accounts payable derived from operating activities	0
Net cash flows from (used in) operating activities	0
Heritage difference	487.660
Net cash flows from (used in) financing activities	487.660
Net increase (decrease) in cash and cash equivalents	487.660
Cash and cash equivalents as of March 31st, 2025	3.917.910
Cash and cash equivalents at the end of the period	4.405.570


Erwin Viertel Arango
CEO


Diego Mauricio Gómez Guerra
CAO

Date: May 5th, 2025

Mobilelink Telecomunicaciones SpA

Significant accounting policies and other explanatory information as at and for the year ended 31 March 25

1 Property, plant and equipment

Particulars	CLP Furniture	CLP Processing equipment	CLP Total	COP Furniture	COP Processing equipment	COP Total
Gross block						
Balance as at 1 April 24	0	0	0	0	0	0
Additions			0			0
Disposals			0			0
Balance as at 31 Mar 25	0	0	0	0	0	0
Accumulated depreciation and amortisation						
Balance as at 1 April 24	0	0	0	0	0	0
Depreciation and amortisation			0			0
Disposals			0			0
Balance as at 31 Mar 25	0	0	0	0	0	0
Net block						
Balance as at 31 March 24	0	0	0	0	0	0
Balance as at 31 Mar 25	0	0	0	0	0	0

Mobilelink Telecomunicaciones SpA

Significant accounting policies and other explanatory information as at and for the year ended 31 March 25

2 Intangible assets

Particulars	Licence	Total
Gross block		
Balance as at 1 April 24	0	0
Additions	0	0
Disposals	0	0
Balance as at 31 Mar 25	0	0
Accumulated depreciation and amortisation		
Balance as at 1 April 24	0	0
Depreciation and amortisation	0	0
Disposals	0	0
Balance as at 31 Mar 25	0	0
Net block		
Balance as at 31 March 24	0	0
Balance as at 31 Mar 25	0	0

	CLP As at 31 March 25	CLP As at 31 March 24	COP As at 31 March 25	COP As at 31 March 24
3 Other non-current financial assets				
	0	0	0	0
	0	0	0	0
4 Cash and cash equivalents				
Cash Account	1.000.000	1.000.000	4.405.570	3.917.910
Banks	0	0	0	0
Subject Funds	0	0	0	0
	1.000.000	1.000.000	0	3.917.910
5 Other financial assets				
	0	0	0	0
	0	0	0	0
6 Trade Accounts Receivable and Other Accounts Receivable				
Customers	0	0	0	0
Other Accounts Receivable	0	0	0	0
	0	0	0	0
7 Current Tax Assets				
Advance Of Tax Or Balances In Favor	0	0	0	0
	0	0	0	0
8 Equity share capital				
Issued, subscribed and paid up	1.000.000	1.000.000	4.405.570	3.917.910
	1.000.000	1.000.000	4.405.570	3.917.910
9 Other equity				
Reserves	0	0	0	0
Exercise Profit	0	0	0	0
Accumulated earnings	0	0	0	0
Conversion adjustments	0	0	0	0
	0	0	0	0
10 Other non-current non-financial liabilities				
Other	0	0	0	0
	0	0	0	0
11 Commercial Accounts Payable and Other Accounts Payable				
Costs And Expenses To Pay	0	0	0	0
Other accounts payable	0	0	0	0
	0	0	0	0
12 Employee Benefits				
Employee Benefits	0	0	0	0
	0	0	0	0
13 Current Tax Liabilities				
Current Tax	0	0	0	0
	0	0	0	0
14 Deferred tax liability				
	0	0	0	0
	0	0	0	0
15 Other current financial liabilities				
	0	0	0	0
	0	0	0	0

Mobilelink Telecomunicaciones SpA
Significant accounting policies and other explanatory information as at and for the year ended 31 March 25

	CLP		COP	COP
	Yeard ended	Yeard ended	Yeard ended	Yeard Ended
	31 March 25	31 March 24	31 March 25	31 March 24
16 Income	0	0	0	0
	0	0	0	0
17 Costs	0	0	0	0
	0	0	0	0
18 Administration expenses				
Employee Benefits	0	0	0	0
Fees	0	0	0	0
Taxes	0	0	0	0
Services	0	0	0	0
Legal Expenses	0	0	0	0
Maintenance And Repairs	0	0	0	0
Depreciation Expenses	0	0	0	0
Bank Expenses	0	0	0	0
Other	0	0	0	0
	0	0	0	0
19 Selling expenses				
Employee Benefits	0	0	0	0
Leases	0	0	0	0
Other	0	0	0	0
	0	0	0	0
20 Platform and tech costs				
Employee Benefits	0	0	0	0
	0	0	0	0
21 Other income				
Other	0	0	0	0
	0	0	0	0
22 Other expenses				
Other	0	0	0	0
	0	0	0	0
23 Financial income				
Exchange Difference	0	0	0	0
	0	0	0	0
24 Exchange Difference expenses				
Exchange Difference	0	0	0	0
	0	0	0	0